New Zealand & Fiji

+29

Close

Relationship index, −100 to +100. Votes and security run from −100 to +100; trade and shared clubs from 0 to 100.

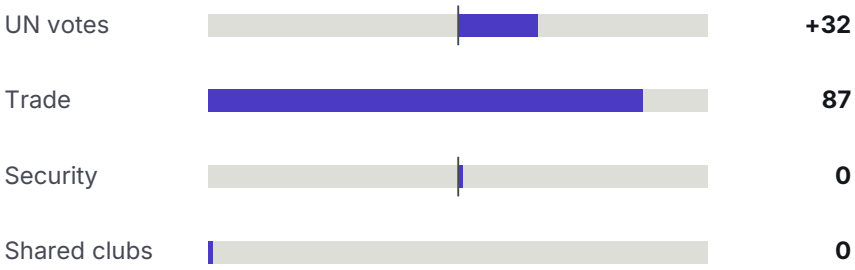

IN SHORT

- At the UN their vote agreement is 81% (2022–2024), higher than either of them has with most countries.
- Trade in goods ($424 million a year) is very important for Fiji, much less so for New Zealand.
- At the UN they name each other about equally often (39 and 40 sentences).
- 71,000 people born in Fiji live in New Zealand (UN DESA counts place of birth, however long ago they moved).

OVER TIME

Share of recorded UN votes cast the same way



Goods exports each way (US dollars)

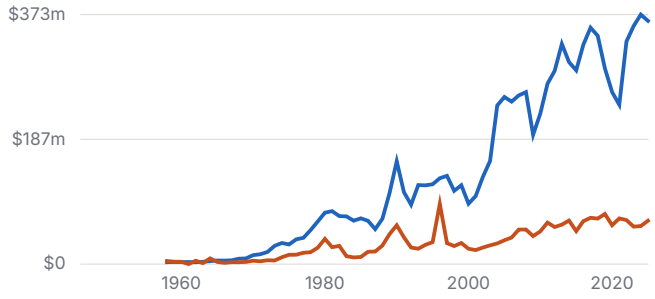

New Zealand sells to Fiji Fiji sells to New Zealand

VOTES TOPIC BY TOPIC (SINCE 2010)

Most alike on colonialism (91% of votes the same), furthest apart on human rights (57%), against 77% on all votes since 2010.



Bar: since 2010. Mark: all years. Share of roll-call votes on whole texts cast the same way, counted vote by vote; an abstention against a yes counts as a difference. Disarmament, colonialism and economic development count votes up to 2018.

THE FACTS

UN votes	At the UN, the vote agreement of New Zealand and Fiji was 81% in 2022–2024. For New Zealand, Fiji is the 56th closest voting partner out of 191; for Fiji, New Zealand is the 75th closest partner.
Trade	Trade in goods between them averaged $424 million a year in 2023–2025: 0.5% of all New Zealand's trade and 12.0% of Fiji's.
Words	Since 1946, New Zealand has named Fiji in 39 sentences of its General Debate speeches; Fiji has named New Zealand in 40.
Security	No armed conflict between the two governments is recorded since 1946 (UCDP, data to 2025).
People	631 people born in New Zealand live in Fiji and 71,000 born in Fiji live in New Zealand (2024, UN DESA).
People	Their national football teams have met 40 times.

HOW SURE WE ARE

UN votes	**High**	172 shared votes on whole texts in 2022–2024, the years the headline share covers. With that many, a share is good to about ±7 points.
Trade	**High**	Goods trade is reported in 3 of the 3 years 2023–2025. Goods only, from customs data (IMF); services and energy pipelines are not in it.
Security	**High**	The Uppsala Conflict Data Program covers every state up to 2025. It counts only conflicts with at least 25 battle deaths a year.
Shared clubs	**High**	The list of tracked groups is fixed; membership is checked by hand.
Index	**High**	As sure as the weaker of its two required parts, votes and trade. Security and shared clubs add to it but never make it surer.

SOURCES AND HOW TO CITE

UN votes, speeches, mentions and trade: Nations on Record (UN General Assembly voting data, UN General Debate Corpus, IMF International Trade in Goods). Armed conflict: Uppsala Conflict Data Program, version 26.1. Migration: UN DESA International Migrant Stock 2024. Refugees: UNHCR. Football: international results archive (CC0). Every score follows fixed rules written out on /method; AI never sets a score. Independent and non-commercial; not affiliated with the United Nations.

Cite as
NationsRelations. (2026). New Zealand & Fiji [scoring rules 0.4 (14 Nov 2026), scores built 2026-11-14]. https://nationsrelations.org/p/fji-nzl

Scan to open the live page